



IMP POWERS LTD.

Corporate Office: 35/C, Popular Press Building, 2nd Floor, PT,
M.M. Malviya Road, Tardeo, Mumbai - 34. Tel: 91 22 2353 9180-84
Fax : 91 22 2353 9186-87 • E-mail : info@imp-powers.com
CIN : L31300DN1961PLC000232

Date: 12th November, 2020

To,
The Manager,
Department of Corporate Services,
BSE Limited
Phiroze Jeejeebhoy Tower,
Dalal Street, Fort,
Mumbai - 400 001,
Maharashtra
BSE Code: 517571
BSE ID: INDLMETER

The Manager,
Listing Compliance
National Stock Exchange of India Limited
Exchange Plaza, C-1, Block G,
Bandra Kurla Complex,
Bandra (E), Mumbai - 400 051,
Maharashtra
Symbol: INDLMETER

Sub: Outcome of Board Meeting pursuant to Regulation 33 and 30 read with Para A of Part A of Schedule III of SEBI (Listing Obligations & Disclosure Requirements) Regulations, 2015

Dear Sir/Madam,


Pursuant to Regulation 33 and Regulation 30 read with Para A of Part A of Schedule III of the SEBI (Listing Obligations and Disclosure Requirements) Regulations, 2015 ["Listing Regulations"], we inform you that the Board of Directors at its meeting held today i.e. Thursday, 12th November, 2020, had *inter-alia* considered and approved –

1. Statement of Un-Audited Financial Results (Standalone & Consolidated) for the quarter and half year ended 30th September, 2020, Un-Audited Statement of Assets & Liabilities as on 30th September, 2020 and Un-Audited Cash Flow Statement as on 30th September, 2020 (attached) and
2. Limited Review Report for the quarter and half year ended 30th September, 2020 (attached);

The Meeting of the Board of Directors commenced at 12 noon and concluded at 5.15 p.m.

Kindly take the same on your record.

Thanking you,
Yours faithfully,
For IMP Powers Limited


Vibhav S. Kanade
Company Secretary & Compliance Officer
ICSI M. No. A35284



IMP POWERS LIMITED



Regd. Office : Survey No. 263/3/2/2, Sayali Village, Umarkuin Road, Silvassa 396230, Dadra Nagar Haveli (U. T)
CIN: L31300DN1961PLC000232


Unaudited Standalone Financial Results for the Quarter & Half Year ended on 30th September, 2020

(Rs. In Lakhs)

| Sr. | Particulars | Standalone | | | | | Year Ended 31-Mar-20 Audited |
|-----|---|-------------------|-------------------|-----------------|-------------------|------------------|------------------------------------|
| | | Quarter Ended | | | Half Year Ended | | |
| | | 30-Sep-20 | 30-Jun-20 | 30-Sep-19 | 30-Sep-20 | 30-Sep-19 | |
| | | Unaudited | | | | | |
| 1 | Revenue from operations | 1,924.53 | 2,862.99 | 9,674.44 | 4,787.52 | 16,591.73 | 26,667.48 |
| 2 | Other Income | - | - | - | - | - | - |
| 3 | Total Revenue (1+2) | 1,924.53 | 2,862.99 | 9,674.44 | 4,787.52 | 16,591.73 | 26,667.48 |
| 4 | Expenses | | | | | | |
| a) | Cost of materials consumed | 2,061.98 | 1,764.85 | 9,651.58 | 3,826.83 | 16,863.31 | 23,971.01 |
| b) | Purchases of stock-in-trade | - | - | - | - | - | - |
| c) | Changes in Inventories of finished goods, work-in-progress and stock in trade | (347.42) | 698.26 | (1,970.98) | 350.84 | (3,392.94) | (2,600.43) |
| d) | Employee Benefits Expense | 262.17 | 180.89 | 411.86 | 443.06 | 829.89 | 1,565.30 |
| e) | Finance Costs | 915.17 | 896.46 | 742.33 | 1,811.63 | 1,427.56 | 3,082.87 |
| f) | Depreciation and amortisation expense | 187.70 | 188.80 | 195.26 | 376.50 | 359.77 | 720.38 |
| g) | Other expenses | 351.84 | 339.41 | 497.70 | 691.25 | 1,086.01 | 2,061.90 |
| | Total expenses | 3,431.44 | 4,068.67 | 9,527.75 | 7,500.11 | 17,173.60 | 28,801.03 |
| 5 | Profit before exceptional items and tax (3-4) | (1,506.91) | (1,205.68) | 146.69 | (2,712.59) | (581.87) | (2,133.55) |
| 6 | Exceptional items | - | - | - | - | - | - |
| 7 | Profit before Tax (5-6) | (1,506.91) | (1,205.68) | 146.69 | (2,712.59) | (581.87) | (2,133.55) |
| 8 | Tax Expense | (502.42) | (401.85) | (10.27) | (904.27) | (21.74) | (709.08) |
| 9 | Net Profit for the period after tax (7-8) | (1,004.49) | (803.83) | 156.96 | (1,808.32) | (560.13) | (1,424.47) |
| 10 | Other Comprehensive Income not reclassified into Profit & Loss account (Net of taxes) | (1.98) | (1.98) | 6.89 | (3.96) | 13.78 | (7.92) |
| 11 | Total Comprehensive Income for the period (9+10) | (1,006.47) | (805.81) | 163.85 | (1,812.28) | (546.35) | (1,432.39) |
| 12 | Paid up equity share capital (Face value Rs.10) | 863.66 | 863.66 | 863.66 | 863.66 | 863.66 | 863.66 |
| 13 | Earning Per Equity Share (EPS) | | | | | | |
| | Basic EPS Rs. | (11.63) | (9.31) | 1.82 | (20.94) | (6.49) | (16.49) |
| | Diluted EPS Rs. | (11.63) | (9.31) | 1.71 | (20.94) | (6.10) | (15.51) |

Notes:

- 1 The above unaudited results for the quarter and half year ended on September 30, 2020 have been reviewed by the Audit Committee and approved by the Board of Directors in their meeting held on November 12, 2020. The Statutory Auditors have carried out Limited Review of the above financial results for the quarter and half year ended on September 30, 2020.
- 2 The Company is primarily engaged in the business of Electrical products like Power & Distribution Transformers, Hydro Projects and kinetic Energy turbines which together constitute a single segment accordance with the Accounting Standard on "Segment Reporting (Ind AS 108)".
- 3 The Company's operations and financial results for the quarter and half year have been adversely impacted by the lockdown imposed to contain the spread of COVID - 19 since last week of March, 2020. The operations gradually resumed with requisite precautions during the quarter and half year ended 30th September, 2020 with limited availability of workforce and disrupted supply chain. The results are therefore not comparable with those for the previous period. The Company has assessed the impact of pandemic on its financial results / position based on the internal and external information available up to the date of approval of these financial results and expects to recover the carrying value of its assets. The Company continues to monitor the economic effects of the pandemic while taking steps to improve its execution efficiencies and the financial outcome.
- 4 Figures of the previous periods have been regrouped / reclassified where ever considered necessary to conform current period classification.
- 5 The Company has an order book of Rs. 401 crore as on date including Hydro Projects.




6 Statement of Assets & Liabilities

(Rs. In Lakhs)

| Particulars | Standalone | |
|--|---------------------------|-----------------------|
| | As at 30th September 2020 | As at 31st March 2020 |
| ASSETS | | |
| A Non-current Assets | | |
| (a) Property, Plant and Equipment | 6,588.57 | 6,924.22 |
| (b) Capital Work-In-Progress | 10.48 | - |
| (c) Other intangible Assets | 29.54 | 30.91 |
| (d) Right- use of Assets | 124.99 | 164.47 |
| (e) Investment | 77.48 | 77.48 |
| (f) Financial Assets | | |
| (i) Loans | - | - |
| (ii) Other Financial Assets | - | - |
| (g) Non Current Tax Assets (Net) | - | - |
| (h) Other Non-current Assets | 51.46 | 51.51 |
| (i) Deferred Assets (Net) | 1,168.16 | 263.90 |
| Total Non-current Assets (A) | 8,050.68 | 7,512.49 |
| B Current Assets | | |
| (a) Financial Assets | | |
| (i) Inventories | 15,059.54 | 16,557.00 |
| (ii) Trade Receivables | 10,223.91 | 9,357.60 |
| (iii) Cash and Cash Equivalents | 20.73 | 20.34 |
| (iv) Bank Balance other than Cash and Cash Equivalents | 2,238.94 | 2,445.99 |
| (v) Loans | 103.38 | 68.29 |
| (vi) Others Financial Assets | - | - |
| (b) Other Current Assets | 1,605.84 | 1,847.04 |
| (c) Assets held for sale | 280.60 | 280.60 |
| Total Current Assets (B) | 29,532.94 | 30,576.86 |
| TOTAL ASSETS | 37,583.62 | 38,089.35 |
| EQUITY AND LIABILITIES | | |
| Equity | | |
| (a) Equity Share Capital | 863.88 | 863.88 |
| (b) Other Equity | 7,309.59 | 8,963.75 |
| (c) Warrant Application Money | - | 158.13 |
| Total Equity | 8,173.47 | 9,985.76 |
| A Non-current Liabilities | | |
| (a) Financial Liabilities | | |
| (i) Borrowings | 369.45 | 202.28 |
| (ii) Other Financial Liabilities | 1,653.86 | 1,914.42 |
| (b) Provisions | 71.06 | 81.07 |
| (c) Deferred Tax Liabilities (Net) | - | - |
| Total Non-current Liabilities (A) | 2,094.37 | 2,197.77 |
| B Current Liabilities | | |
| (a) Financial Liabilities | | |
| (i) Borrowings | 16,994.35 | 12,487.50 |
| (ii) Lease Liabilities | 147.68 | 174.42 |
| (iii) Trade Payables | | |
| Total outstanding dues of Micro Enterprises & Small Enterprises | 73.79 | 160.36 |
| Total outstanding dues of Creditors other than Micro & Small Enterprises | 5,107.38 | 10,125.86 |
| (iv) Other Financial Liabilities * | 3,854.01 | 1,935.29 |
| (b) Other Current Liabilities | 807.53 | 717.12 |
| (c) Provisions | 91.38 | 60.48 |
| (d) Current Tax Liabilities (Net) | 239.66 | 244.79 |
| Total Current Liabilities (B) | 27,315.78 | 25,905.82 |
| TOTAL LIABILITIES | 37,583.62 | 38,089.35 |

7 * Includes current maturity long term borrowings Rs. 514.09 lacs. (March 31, 2020 of Rs.321.95 lacs)

For IMP POWERS LTD.

Place :- Mumbai
Date:- 12th November, 2020

 Managing Director
 (Aadiya R Dhoot)
 Din 00057224

IMP POWERS LIMITED
CIN: L31300DN1961PLC000232

Cash Flow Statement for the Half Year ended 30th September, 2020

(Rs. in Lakhs)

| Particulars | For the Half Year Ended 30th September 2020 | | For the Year Ended 31st March 2020 | |
|--|--|------------|---------------------------------------|------------|
| | | | | |
| A. Cash flow from operating activities | | | | |
| Profit before tax | | (2,712.59) | | (2,133.55) |
| Adjustments, to reconcile profit before tax to net cash flow | | | | |
| Depreciation and amortisation | 376.50 | | 720.38 | |
| Extraordinary items | | | | |
| (Profit) / loss on sale / write off of assets | | | (1.11) | |
| Finance costs | 1,811.63 | | 3,082.87 | |
| Remeasurement gain/loss on define benefit plans | 3.96 | | 7.92 | |
| | | 2,184.17 | - | 3,794.21 |
| Operating Profit / (loss) before working capital changes | | (528.42) | - | 1,660.66 |
| Changes in working capital: | | | | |
| Adjustments for (increase) / decrease in operating assets: | | | | |
| Inventories | 1,497.48 | | (3,514.83) | |
| Trade receivables | (868.31) | | 4,754.39 | |
| Current financial loan & other current assets | 413.15 | | (831.81) | |
| Non-current financial assets & other non-current assets | 0.05 | | 0.23 | |
| - | - | | - | |
| Adjustments for increase / (decrease) in operating liabilities: | | | | |
| Trade payables | (5,105.05) | | (1,841.75) | |
| Other current financial liabilities | 1,918.72 | | 208.07 | |
| Other current liabilities | 90.41 | | (3.19) | |
| Provision and Current tax | 15.77 | | (50.20) | |
| Non-current financial liabilities | (260.56) | | (267.91) | |
| Provision | - | | 33.92 | |
| | | (2,296.36) | | (1,513.08) |
| Cash flow from extraordinary items | | (2,824.78) | | 147.59 |
| Cash generated from operations | | (2,824.78) | | 147.59 |
| Net income tax (paid) / refunds | | - | | - |
| Net cash flow from / (used in) operating activities (A) | | (2,824.78) | | 147.59 |
| B. Cash flow from investing activities | | | | |
| Purchase of property, plant and equipment (including capital work in progress) | (10.48) | | (255.63) | |
| Advance towards sale of assets | | | 52.00 | |
| Proceeds from sale of fixed assets | | | 6.32 | |
| Investment W/OFF | | | | |
| Purchase of long-term investments | | | | |
| - Subsidiaries | | | | |
| Net cash flow from / (used in) investing activities (B) | | (10.48) | | (197.31) |
| C. Cash flow from financing activities | | | | |
| Proceeds from issue of equity shares/ Convertible warrants | | | | |
| Redemption 4% preference shares | | | | |
| Redemption 4% Non Convertible Bonds | | | | |
| Proceeds from long-term borrowings(Net) | 167.18 | | (246.95) | |
| Proceeds from other short-term borrowings | 4,480.10 | | 3,371.34 | |
| Finance cost | (1,811.63) | | (3,082.87) | |
| Dividends on Preference Shares | | | | |
| Dividends paid | | | | |
| Tax on dividend | | | | |
| Cash flow from extraordinary items | | | | |
| Net cash flow from / (used in) financing activities (C) | | 2,835.65 | | 41.52 |
| Net increase / (decrease) in Cash and cash equivalents (A+B+C) | | 0.39 | | (8.21) |
| Cash and cash equivalents at the beginning of the year | | 20.34 | | 28.55 |
| Effect of exchange differences on restatement of foreign currency Cash and | | | | |
| Cash and cash equivalents at the end of the year | | 20.73 | | 20.34 |

Place :- Mumbai
Date:- 12th November, 2020



Aaditya R Dhoot

AADITYA R DHOOT
Managing Director
Din 00057224



V. S. SOMANI & CO.
CHARTERED ACCOUNTANTS

**UNIT NO.127, 1ST FLOOR,
PRABHADEVI UNIQUE INDUSTRIAL
PREMISES CO-OP SOCIETY LTD.,
TWIN TOWER LANE,
OFF. VEER SAVARKAR MARG,
PRABHADEVI, MUMBAI 400 025.
PHONE NO: 022 66624558
EMAIL ID: vidyadhar@cavssomani.com**

Independent Auditor's Review Report on the Quarterly and Year to Date Unaudited Standalone Financial Results of the Company Pursuant to the Regulation 33 of the SEBI (Listing Obligations and Disclosure Requirements) Regulations, 2015, as amended

Review Report to,
The Board of Directors,
IMP Powers Limited

1. We have reviewed the accompanying statement of unaudited standalone financial results of IMP POWERS Limited (the "Company") for the quarter ended September 30, 2020 and year to date from April 01, 2020 to September 30, 2020 (the "Statement") attached herewith, being submitted by the Company pursuant to the requirements of Regulation 33 of the SEBI (Listing Obligations and Disclosure Requirements) Regulations, 2015, as amended (the "Listing Regulations").
2. This Statement, which is the responsibility of the Company's Management and approved by the Company's Board of Directors, has been prepared in accordance with the recognition and measurement principles laid down in Indian Accounting Standard 34. (Ind AS 34) "Interim Financial Reporting" prescribed under Section 133 of the Companies Act, 2013 as amended, read with relevant rules issued thereunder and other accounting principles generally accepted in India. Our responsibility is to express a conclusion on the Statement based on our review.
3. We conducted our review of the Statement in accordance with the Standard on Review Engagements (SRE) 2410, "Review of Interim Financial Information Performed by the Independent Auditor of the Entity" issued by the Institute of Chartered Accountants of India. This standard requires that we plan and perform the review to obtain moderate assurance as to whether the Statement is free of material misstatement. A review of interim financial information consists of making inquiries, primarily of persons responsible for financial and accounting matters, and applying analytical and other review procedures. A review is substantially less in scope than an audit conducted in accordance with Standards on Auditing and consequently does not enable us to obtain assurance that we would become aware of all significant matters that might be identified in an audit. Accordingly, we do not express an audit opinion.
4. Based on our review conducted as above, nothing has come to our attention that causes us to believe that the accompanying Statement, prepared in accordance with the recognition and measurement principles laid down in the aforesaid Indian Accounting Standards (Ind AS) specified under Section 133 of the Companies Act, 2013 as amended, read with relevant rules issued thereunder and other accounting principles generally accepted in India has not disclosed the information required to be disclosed in terms of the Listing Regulations, including the manner in which it is to be disclosed, or that it contains any material misstatement.

Place: Mumbai
Date November 12, 2020

For V.S. SOMANI & CO.
Chartered Accountants
F. R. No.117589W

Vidyadhar Somani
Proprietor
Membership No.102664
UDIN No.20102664AAAAKT2833



IMP POWERS LIMITED

Regd. Office : Survey No. 263/3/2/2, Sayali Village, Umar Kuin Road, Silvassa (U. T)
CIN: L31300DN1961PLC000232


Unaudited Consolidated Financial Results for the Quarter & Half Year ended on 30th September, 2020

(Rs. In Lakhs)

| Sr. | Particulars | Consolidated | | | | | |
|-----------|---|-------------------|-------------------|-----------------|-------------------|------------------|-------------------|
| | | Quarter Ended | | | Half Year Ended | | Year Ended |
| | | 30-Sep-20 | 30-Jun-20 | 30-Sep-19 | 30-Sep-20 | 30-Sep-19 | 31-Mar-20 |
| Unaudited | | | | | Audited | | |
| 1 | Revenue from operations | 1,924.53 | 2,862.99 | 9,674.44 | 4,787.52 | 16,591.73 | 26,667.48 |
| 2 | Other Income | - | - | - | - | - | - |
| 3 | Total Revenue (1+2) | 1,924.53 | 2,862.99 | 9,674.44 | 4,787.52 | 16,591.73 | 26,667.48 |
| 4 | Expenses | | | | | | |
| a) | Cost of materials consumed | 2,061.98 | 1,764.85 | 9,830.26 | 3,826.83 | 16,858.67 | 23,965.82 |
| b) | Purchases of stock-in-trade | - | - | - | - | - | - |
| c) | Changes in Inventories of finished goods, work-in- progress and stock in trade | (347.42) | 698.26 | (2,171.49) | 350.84 | (3,415.47) | (2,633.63) |
| d) | Employee Benefits Expense | 262.17 | 180.89 | 412.41 | 443.06 | 831.33 | 1,566.99 |
| e) | Finance Costs | 923.02 | 903.21 | 749.65 | 1,826.23 | 1,442.21 | 3,111.52 |
| f) | Depreciation and amortisation expense | 189.48 | 190.59 | 197.05 | 380.07 | 363.36 | 727.53 |
| g) | Other expenses | 353.72 | 341.53 | 500.75 | 695.25 | 1,091.16 | 2,071.57 |
| | Total expenses | 3,442.95 | 4,079.33 | 9,518.63 | 7,522.28 | 17,171.26 | 28,809.80 |
| 5 | Profit before exceptional items and tax (3-4) | (1,518.42) | (1,216.34) | 155.81 | (2,734.76) | (579.53) | (2,142.31) |
| 6 | Exceptional items | - | - | - | - | - | - |
| 7 | Profit before Tax (5-6) | (1,518.42) | (1,216.34) | 155.81 | (2,734.76) | (579.53) | (2,142.31) |
| 8 | Tax Expense | (500.72) | (402.97) | (10.48) | (903.69) | (21.89) | (718.31) |
| 9 | Net Profit for the period after tax (7-8) | (1,017.70) | (813.37) | 166.29 | (1,831.07) | (557.64) | (1,424.00) |
| | Other Comprehensive Income not reclassified into Profit & Loss account (Net of taxes) | (1.98) | (1.98) | 6.89 | (3.96) | 13.78 | (7.92) |
| 11 | Total Comprehensive Income for the period (9+10) | (1,019.68) | (815.35) | 173.18 | (1,835.03) | (543.86) | (1,431.92) |
| 12 | Net Profit attributable to | | | | | | |
| | Shareholders of the Company | (1,014.73) | (811.22) | 164.15 | (1,825.95) | (558.24) | (1,424.10) |
| | Non-Controlling Interest | (2.97) | (2.15) | 2.14 | (5.12) | 0.60 | 0.10 |
| 13 | Other comprehensive income attributable to | | | | | | |
| | Shareholders of the Company | (1.98) | (1.98) | 6.89 | (3.96) | 13.78 | (7.92) |
| | Non-Controlling Interest | - | - | - | - | - | - |
| 14 | Total comprehensive Income attributable to | | | | | | |
| | Shareholders of the Company | (1,016.71) | (813.20) | 171.04 | (1,829.91) | (544.46) | (1,432.02) |
| | Non-Controlling Interest | (2.97) | (2.15) | 2.14 | (5.12) | 0.60 | 0.10 |
| 15 | Paid up equity share capital (Face value Rs.10) | 863.66 | 863.66 | 863.66 | 863.66 | 863.66 | 863.66 |
| 16 | Earning Per Equity Share (EPS) | | | | | | |
| | Basic EPS Rs. | (11.75) | (9.39) | 1.90 | (21.14) | (6.46) | (16.49) |
| | Diluted EPS Rs. | (11.75) | (9.39) | 1.79 | (21.14) | (6.07) | (15.59) |

Notes:

- The above unaudited results for the quarter and half year ended on September 30, 2020 have been reviewed by the Audit Committee and approved by the Board of Directors in their meeting held on November 12, 2020. The Statutory Auditors have carried out Limited Review of the above financial results for the quarter and half year ended on September 30, 2020.
- The Company is primarily engaged in the business of Electrical products like Power & Distribution Transformers, Hydro Projects and kinetic Energy turbines which together constitute a single segment accordance with the Accounting Standard on "Segment Reporting (Ind AS 108)".
- The Company's operations and financial results for the quarter and Half year ended have been adversely impacted by the lockdown imposed to contain the spread of COVID - 19 since last week of March, 2020. The operations gradually resumed with requisite precautions during the quarter and Half Year ended 30th September, 2020 with limited availability of workforce and disrupted supply chain. The results are therefore not comparable with those for the previous period. The Company has assessed the impact of pandemic on its financial results / position based on the internal and external information available up to the date of approval of these financial results and expects to recover the carrying value of its assets. The Company continues to monitor the economic effects of the pandemic while taking steps to improve its execution efficiencies and the financial outcome.
- Figures of the previous periods have been regrouped / reclassified where ever considered necessary to conform current period classification.
- The Company has an order book of Rs. 401 crore as on date including Hydro Projects.



Handwritten signature

6 Statement of Assets & Liabilities

(Rs. in Lakhs)

Consolidated


As at 30th
September
2020As at 31st
March 2020

| ASSETS | | As at 30th September 2020 | As at 31st March 2020 |
|--|--|---------------------------------|--------------------------|
| A Non-current Assets | | | |
| (a) Property, Plant and Equipment | | 6,604.25 | 6,942.67 |
| (b) Capital Work-In-Progress | | 10.48 | - |
| (c) Other intangible Assets | | 57.62 | 59.80 |
| (d) Goodwill | | 23.76 | 23.76 |
| (e) Right- use of Assets | | 124.99 | 164.46 |
| (f) Investment | | 0.02 | 0.02 |
| (g) Financial Assets | | | |
| (i) Loans | | - | - |
| (ii) Other Financial Assets | | - | - |
| (h) Non Current Tax Assets (Net) | | - | - |
| (i) Other Non-current Assets | | 51.76 | 51.81 |
| (j) Deferred Tax Assets (Net) | | 1,170.77 | 267.08 |
| Total Non-current Assets (A) | | 8,043.66 | 7,509.60 |
| B Current Assets | | | |
| (a) Financial Assets | | | |
| (i) Inventories | | 15,833.95 | 17,331.41 |
| (ii) Trade Receivables | | 10,319.63 | 9,357.59 |
| (iii) Cash and Cash Equivalents | | 20.79 | 20.45 |
| (iv) Bank Balance other than Cash and Cash Equivalents | | 2,238.94 | 2,445.99 |
| (v) Loans | | 103.38 | 73.37 |
| (b) Other Current Assets | | | |
| Assets held for sale | | 280.60 | 280.60 |
| Total Current Assets (B) | | 30,410.76 | 31,358.03 |
| TOTAL ASSETS | | 38,454.42 | 38,867.63 |
| EQUITY AND LIABILITIES | | | |
| Equity | | | |
| (a) Equity Share Capital | | 863.88 | 863.88 |
| (b) Other Equity | | 7,424.40 | 9,106.43 |
| (c) Non-Controlling Interest | | 69.72 | 64.60 |
| Warrant Application Money | | - | 158.13 |
| Total Equity | | 8,358.00 | 10,193.04 |
| A Non-current Liabilities | | | |
| (a) Financial Liabilities | | | |
| (i) Borrowings | | 389.46 | 202.28 |
| (ii) Other Financial Liabilities | | 1,653.86 | 1,914.42 |
| (b) Provisions | | 71.06 | 81.07 |
| (c) Deferred Tax Liabilities (Net) | | - | - |
| Total Non-current Liabilities (A) | | 2,094.37 | 2,197.77 |
| B Current Liabilities | | | |
| (a) Financial Liabilities | | | |
| (i) Borrowings | | 17,186.00 | 12,678.59 |
| (ii) Lease Liabilities | | 147.68 | 174.42 |
| (iii) Trade Payables | | | |
| Total outstanding dues of Micro Enterprises & Small Enterprises | | 73.79 | 160.36 |
| Total outstanding dues of Creditors other than Micro & Small Enterprises | | 5,486.40 | 10,261.98 |
| (iv) Other Financial Liabilities * | | 3,854.01 | 1,935.29 |
| (b) Other Current Liabilities | | 921.11 | 960.91 |
| (c) Provisions | | 91.38 | 60.49 |
| (d) Current Tax Liabilities (Net) | | 239.67 | 244.79 |
| Total Current Liabilities (B) | | 28,002.04 | 26,476.83 |
| TOTAL LIABILITIES | | 38,454.41 | 38,867.64 |

7 Consolidated results include result of IMP Energy Ltd. which is considered as subsidiary for the purpose of consolidated financial statement.


8 * Includes current maturity long term borrowings Rs. 514.09 lakhs (March 31, 2020 of Rs.321.95 lakhs)

For IMP POWERS LTD.


 Managing Director
 (Aadiya R Dhoot)
 Din.00057224

Place :- Mumbai


Date:- 12th November, 2020



IMP POWERS LIMITED
CIN: L31300DN1961PLC000232
Consolidated Cash Flow Statement for the Half Year ended 30th September, 2020

(Rs. In Lakhs)

| Particulars | For the Half Year Ended 30th September 2020 | | For the Year Ended 31st March 2020 | |
|--|--|------------|---------------------------------------|------------|
| A. Cash flow from operating activities | | | | |
| Profit before tax | | (2,734.76) | | (2,142.33) |
| Adjustments to reconcile profit before tax to net cash flow | | | | |
| Depreciation and amortisation | 380.07 | | 727.53 | |
| Finance costs | 1,826.23 | | 3,111.52 | |
| Remeasurement gain/loss on define benefit plans | 3.96 | | 7.92 | |
| | | 2,202.34 | | 3,830.01 |
| Operating Profit / (loss) before working capital changes | | (532.42) | | 1,687.69 |
| Changes in working capital: | | | | |
| Adjustments for (increase) / decrease in operating assets: | | | | |
| Inventories | 1,497.46 | | (3,548.02) | |
| Trade receivables | (962.03) | | 4,754.39 | |
| Current financial loan & other current assets | 412.18 | | (826.72) | |
| Non-current financial assets & other non-current assets | 0.05 | | 0.23 | |
| | - | | - | |
| Adjustments for increase / (decrease) in operating liabilities: | | | | |
| Trade payables | (4,860.15) | | (1,627.02) | |
| Other current financial liabilities | 1,918.72 | | 208.07 | |
| Other current liabilities | (39.79) | | (423.08) | |
| Provision and Current tax | 15.77 | | (50.20) | |
| Non-current financial liabilities | (260.56) | | (267.91) | |
| | - | (2,278.37) | | (1,746.34) |
| | | (2,810.79) | | (58.66) |
| Cash flow from extraordinary items | | - | | - |
| Cash generated from operations | | (2,810.79) | | (58.66) |
| Net income tax (paid) / refunds | | - | | 9.06 |
| | | - | | - |
| Net cash flow from / (used in) operating activities (A) | | (2,810.79) | | (49.60) |
| B. Cash flow from investing activities | | | | |
| Purchase of property, plant and equipment (including capital work in progress and capital advance) net off | (10.48) | | (18.80) | |
| - Subsidiaries | | - | | - |
| Net cash flow from / (used in) investing activities (B) | | (10.48) | | 39.52 |
| Redemption 4% Non Convertible Bonds | | | | |
| Proceeds from long-term borrowings(Net) | 167.18 | | (246.95) | |
| Proceeds from other short-term borrowings | 4,480.66 | | 3,360.36 | |
| Tax on dividend | - | | - | |
| Cash flow from extraordinary items | - | | - | |
| Net cash flow from / (used in) financing activities (C) | - | 2,821.61 | | 1.89 |
| | - | - | | - |
| Net increase / (decrease) in Cash and cash equivalents (A+B+C) | - | 0.34 | | (8.19) |
| Cash and cash equivalents at the beginning of the year | - | 20.45 | | 28.64 |
| Cash and cash equivalents at the end of the year | - | 20.79 | | 20.45 |



Aaditya R Dhoot

Place :- Mumbai
Date:- 12th November, 2020

AADITYA R DHOOT
Managing Director
Din 00057224



V. S. SOMANI & CO.
CHARTERED ACCOUNTANTS

**UNIT NO.127, 1ST FLOOR,
PRABHADEVI UNIQUE INDUSTRIAL
PREMISES CO-OP SOCIETY LTD.,
TWIN TOWER LANE,
OFF. VEER SAVARKAR MARG,
PRABHADEVI, MUMBAI 400 025.
PHONE NO: 022 66624558
EMAIL ID: vidyadhar@cavssomani.com**

Independent Auditor's Review Report on the Quarterly and Year to Date Unaudited Consolidated Financial Results of the Company Pursuant to the Regulation 33 of the SEBI (Listing Obligations and Disclosure Requirements) Regulations, 2015, as amended

Review Report to
The Board of Directors
IMP POWERS Limited

1. We have reviewed the accompanying statement of unaudited consolidated financial results of IMP POWERS Limited (the "Holding Company") and its subsidiary (the Holding Company and its subsidiary together referred to as "the Group"), for the quarter ended September 30, 2020 and year to date from April 01, 2020 to September 30, 2020 (the "Statement") attached herewith, being submitted by the Holding Company pursuant to the requirements of Regulation 33 of the SEBI (Listing Obligations and Disclosure Requirements) Regulations, 2015, as amended (the "Listing Regulations").
2. This Statement, which is the responsibility of the Holding Company's Management and approved by the Holding Company's Board of Directors, has been prepared in accordance with the recognition and measurement principles laid down in Indian Accounting Standard 34, (Ind AS 34) "interim Financial Reporting" prescribed under Section 133 of the Companies Act, 2013 as amended, read with relevant rules issued thereunder and other accounting principles generally accepted in India. Our responsibility is to express a conclusion on the Statement based on our review.
3. We conducted our review of the Statement in accordance with the Standard on Review Engagements (SRE) 2410, "Review of Interim Financial Information Performed by the Independent Auditor of the Entity" issued by the Institute of Chartered Accountants of India. This standard requires that we plan and perform the review to obtain moderate assurance as to whether the Statement is free of material misstatement. A review of interim financial information consists of making inquiries, primarily of persons responsible for financial and accounting matters, and applying analytical and other review procedures. A review is substantially less in scope than an audit conducted in accordance with Standards on Auditing and consequently does not enable us to obtain assurance that we would become aware of all significant matters that might be identified in an audit. Accordingly, we do not express an audit opinion.
4. We also performed procedures in accordance with the Circular No. CIR/CFD/CMD/44/2020 dated March 29, 2020 Issued by the Securities and Exchange Board of India under Regulation 33(8) of the Listing Regulations, to the extent applicable.
5. The Statement includes the results of the IMP Energy Limited a subsidiary:
6. Based on our review conducted and procedures performed as stated in paragraph 3 above, nothing has come to our attention that causes us to believe that the accompanying Statement, prepared in accordance with recognition and measurement principles laid down in the aforesaid Indian Accounting Standards (Ind AS) specified under Section 133 of the Companies Act, 2013, as amended, read with relevant rules issued thereunder

and other accounting principles generally accepted in India, has not disclosed the information required to be disclosed in terms of the Listing Regulations, including the manner in which it is to be disclosed, or that it contains any material misstatement.

Place: Mumbai
Date: November 12, 2020

For V.S. SOMANI & CO,
Chartered Accountants
E. R. No.117589W


Vidya Char Somani
Proprietor
Membership No.102664
UDIN No. 20102664AAAAKU5558